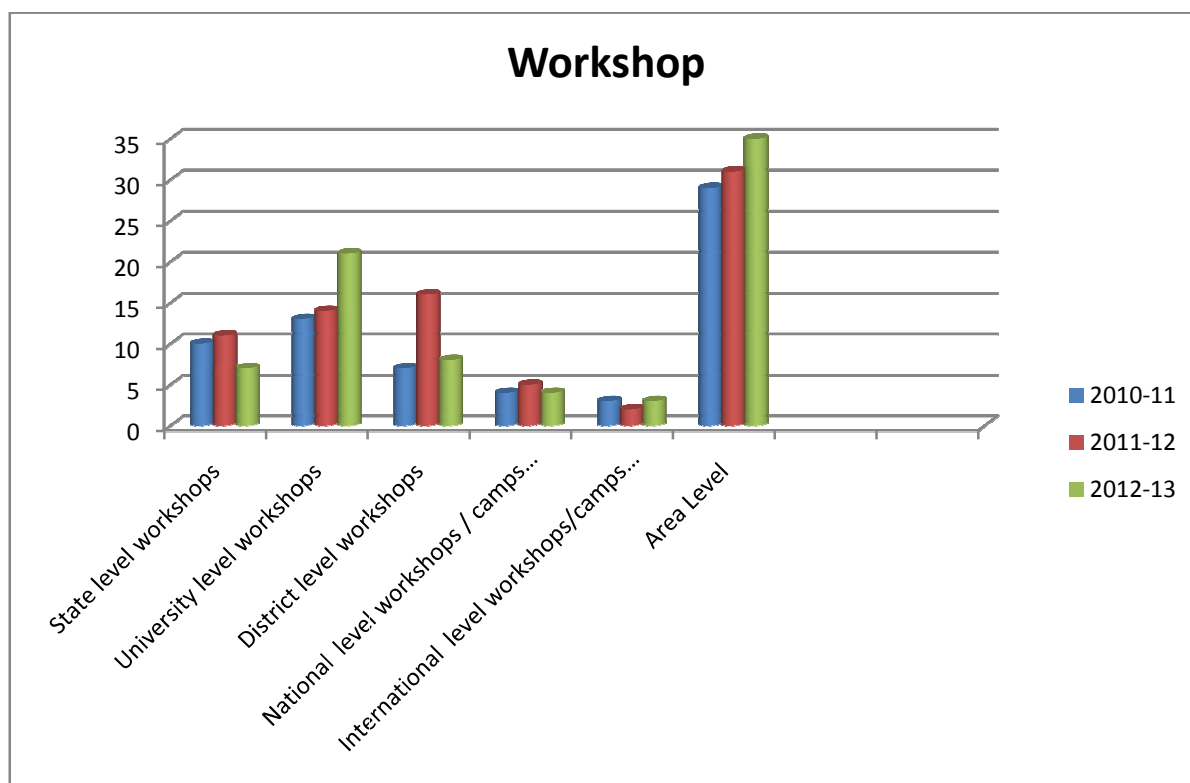


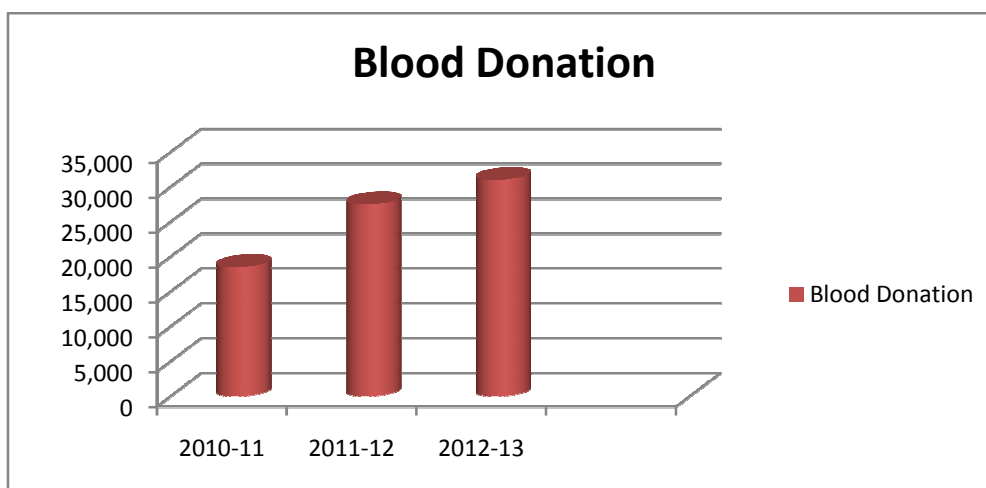
Workshop

Workshop	2010-11	2011-12	2012-13
State level workshops	10	11	07
University level workshops	13	14	21
District level workshops	07	16	08
National level workshops / camps Participation	4	5	04
International level workshops/camps Participation	3	2	3
Area level	29	31	35
College Level – Special Camp	28.8	31	32

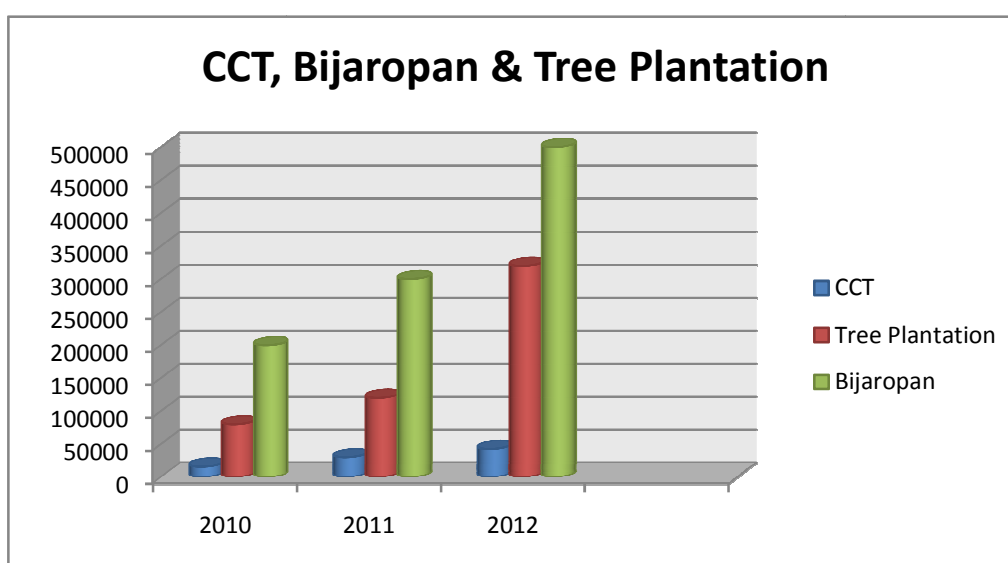


Total Report of 2010-13

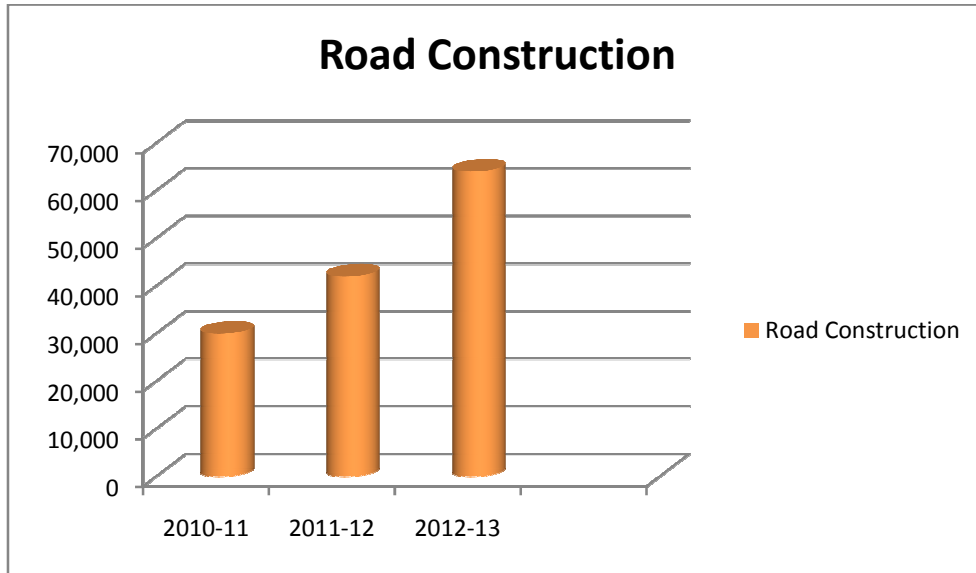
Blood Donation	2010-11	2011-12	2012-13
In Bottles	18,500	27,500	31,000



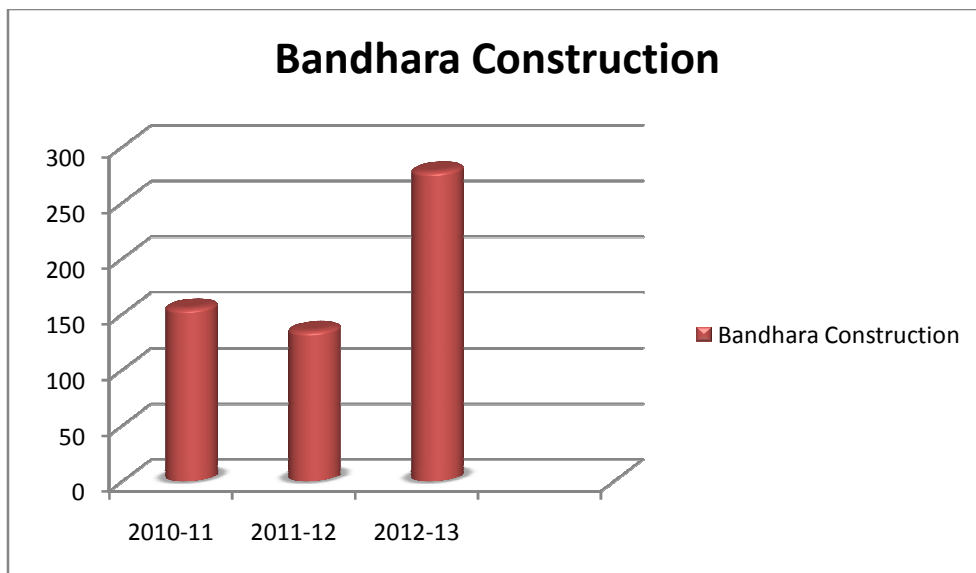
In Nos.	2010-11	2011-12	2012-13
Continued Counter Trenches	16,000	30,000	42,665
Bijaropan	2,00,000	3,00,000	5,00,000
Tree Plantation	80,000	1,20,000	3,20,000



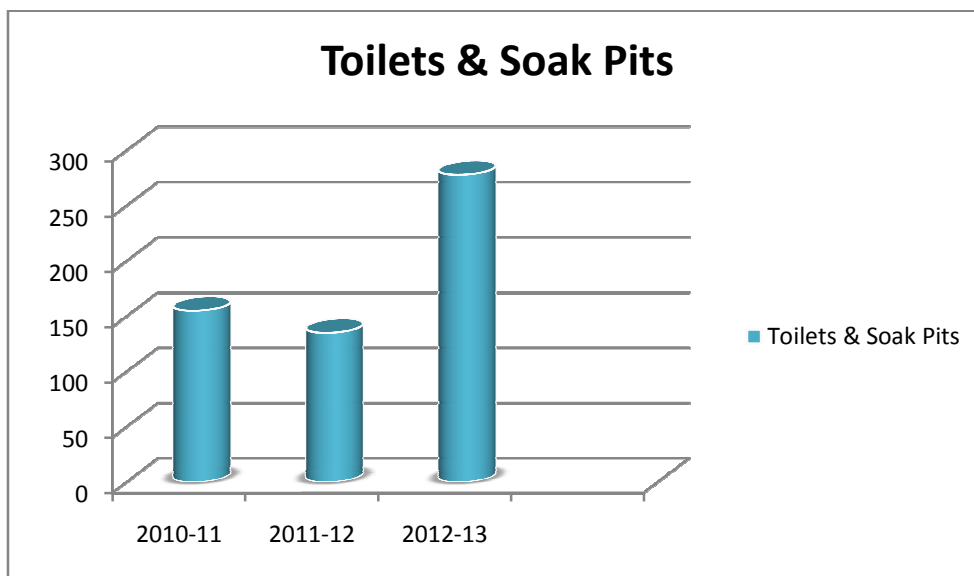
Road Construction	2010-11	2011-12	2012-13
In Running Meters	30,000	42,000	64,000



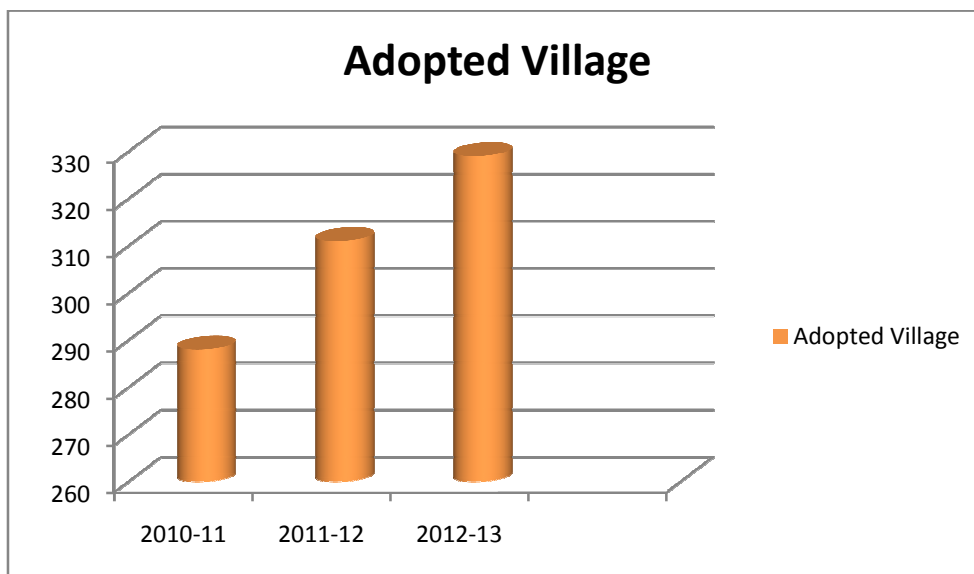
Bandhara Construction	2010-11	2011-12	2012-13
Bandhara Nos.	155	135	278



Toilets & Soak Pits	2010-11	2011-12	2012-13
Nos. Toilets & Soak Pits	835	1750	1500

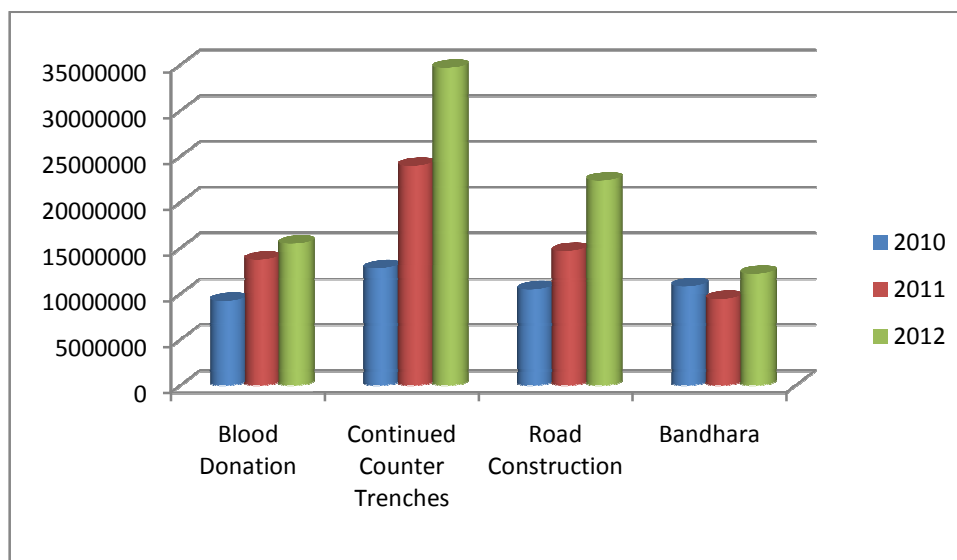


Adopted Villages	2010-11	2011-12	2012-13
Adopt Village	288	311	329



Total Report (Durable Assets) 2010- 2013			
No	2010- 2011	2011-2012	2012-2013
1.	<u>Blood Donation</u>		
	18,500	27,500	31,000
	18,500 x 500	27,500 x 500	31,000 x 500
	=92,50,000	= 1,37,50,000	= 1,55,00,000
2.	<u>Tree Plantation</u>		
	80,000 x 17.50	1,20,000 x 17.50	3,20,000 x 17.50
	= 14,00,000	= 21,00,000	= 56,00,000
3.	<u>Bijaropan</u>		
	2,00,000 x 5	3,00,000 x 5	5,00,000 x 20
	= 10,00,000	= 15,00,000	= 25,00,000
4.	<u>Continued Counter Trenches</u>		
	16,000 m x 800	30,000 m x 800	42,665 m x 800
	= 1,28,00,000	= 2,40,00,000	= 3,47,00,000
5.	<u>Road Constriction</u>		
	30,000 m	42,000 m	64,000 m
	30,000 x 350	42,000 x 350	64,000 x 350
	=1,05,00,000	= 1,47,00,000	= 2,24,00,000
6.	<u>Bandhara</u>		
	155	135	278
	= 1,08,50,000	= 94,50,000	= 1,22,00,000
7.	<u>Toilets & Soak pits</u>		
	835	1,750	1,500
	835 x 100	1,750 x 100	1,500 x 100
	= 8,3500	= 1,75,000	= 1,50,000

Total Report (Durable Assets) 2010- 2013 Amount in Rs.			
	2010-11	2011-12	2012-13
Blood Donation	92,50,000	1,37,50,000	1,55,00,000
Continued Counter Trenches	1,28,00,000	2,40,00,000	3,47,00,000
Road Construction	1,05,00,000	1,47,00,000	2,24,00,000
Bandhara	1,08,50,000	94,50,000	1,22,00,000



Total Report (Durable Assets) 2010- 2013 Amount in Rs.			
	2010-11	2011-12	2012-13
Tree Plantation	14,00,000	21,00,000	56,00,000
Bijaropan	10,00,000	15,00,000	25,00,000
Toilets & Soak Pits	83,500	1,75,000	1,50,000

